

The background is a dark blue gradient. It features several faint, light blue circular gauges and arrows. One large gauge on the left has a scale from 140 to 260. Other smaller gauges and arrows are scattered across the page, some pointing clockwise and others counter-clockwise.

SUMMARY OF TTOA FOR 2025

OBSERVING STATISTICS FROM AUSTRALIA AND NEW ZEALAND FOR 2025

IN MEMORIAL ...

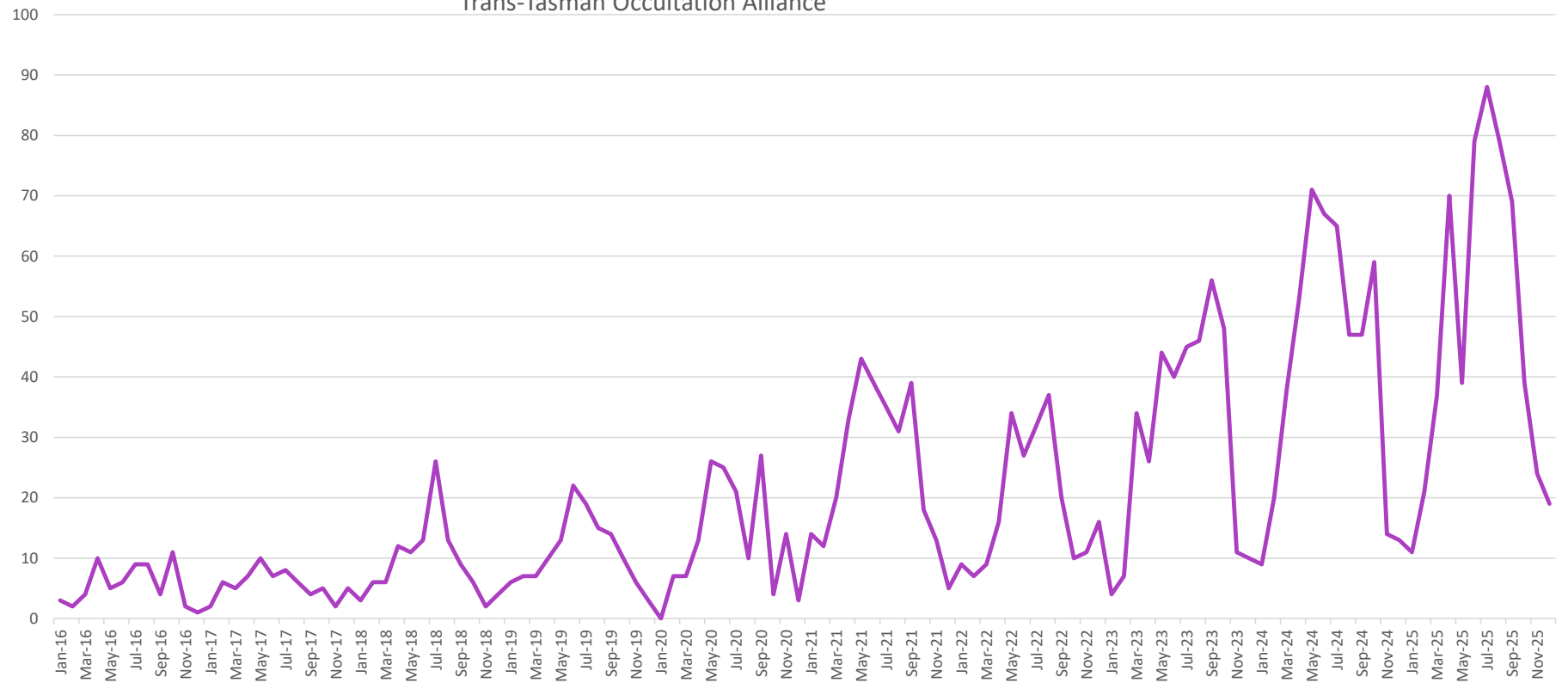


Brian and Pauline Loader

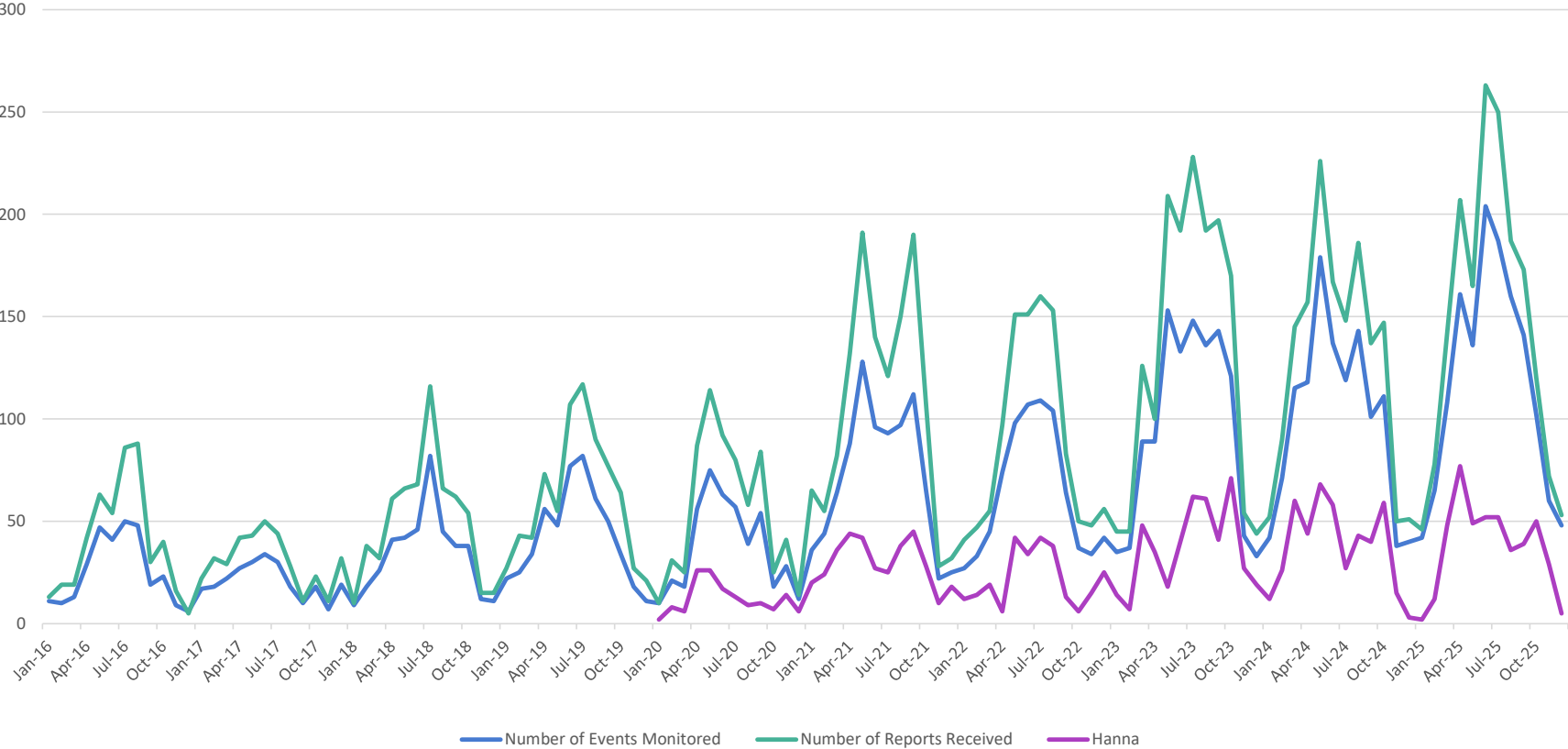
Stephen Russell

Year	Number of Observers/ Reporters	Reports	Positive Events	Positive Chords Observed
2008	26	280	47	66
2009	29	320	46	75
2010	29	343	50	74
2011	28	289	51	70
2012	34	383	51	77
2013	45	532	56	89
2014	35	542	58	76
2015	29	384*	45	75
2016	27	475	66	88
2017	21	367	67	97
2018	31	603	114	170
2019	21	743	132	180
2020	21	661	157	223
2021	21	1293	302	369
2022	21	1092	228	283
2023	21	1602	364	479
2024	26	1556	503	640
2025	29	1756	567	677

Monthly Totals of Positive Planetary Occultations Reported to
Trans-Tasman Occultation Alliance



Observer Effort - Monthly Totals



BUSY PEOPLE IN 2025

Observer	Total Reports	Total Positive Chords
Bill Hanna	451	161
Peter Nosworthy	205	63
Dave Gault	181	68
Dave Herald	159	66
John Newman	138	39
Michael Camilleri	94	32
Ash Pennell	93	32
Steve Kerr	83	35
Richard Brown	74	28
John Broughton	56	42
Victor Bao	46	17
Ron Paine	44	8

REPORTING PROCESSES

- Send reports to mpobservations@occultations.org.nz ... I am the only recipient of that email address at the moment. I will acknowledge every report with an email ... although if you send a number of emails, I may lump the acknowledgement into one but will mention the asteroids involved. We have had some challenges with email transmission these last 12 months and while they are better now, it is not entirely fixed – problem between our domain email server and my personal server.
- For a 'Miss' report – send the MS Excel report form only. Other files *MAY* be of interest if there are other positive chords involved.
- For a 'Positive' report – as a minimum, send the MS Excel, the .lc file from Tangra and a graphic of the light curve. The graphic ends up linked to the TTOA website results page. Everything else gets filed into a 'OneDrive' folder shared with Dave Gault. A formal Light Curve report using the APTA/Occult form would be appreciated ... saves Dave from doing it later.
- Very welcome to add some narrative in the email to give some context to the observation. I often select this and add it to the next stage as a text file.

REPORTING PROCESS CONTINUED

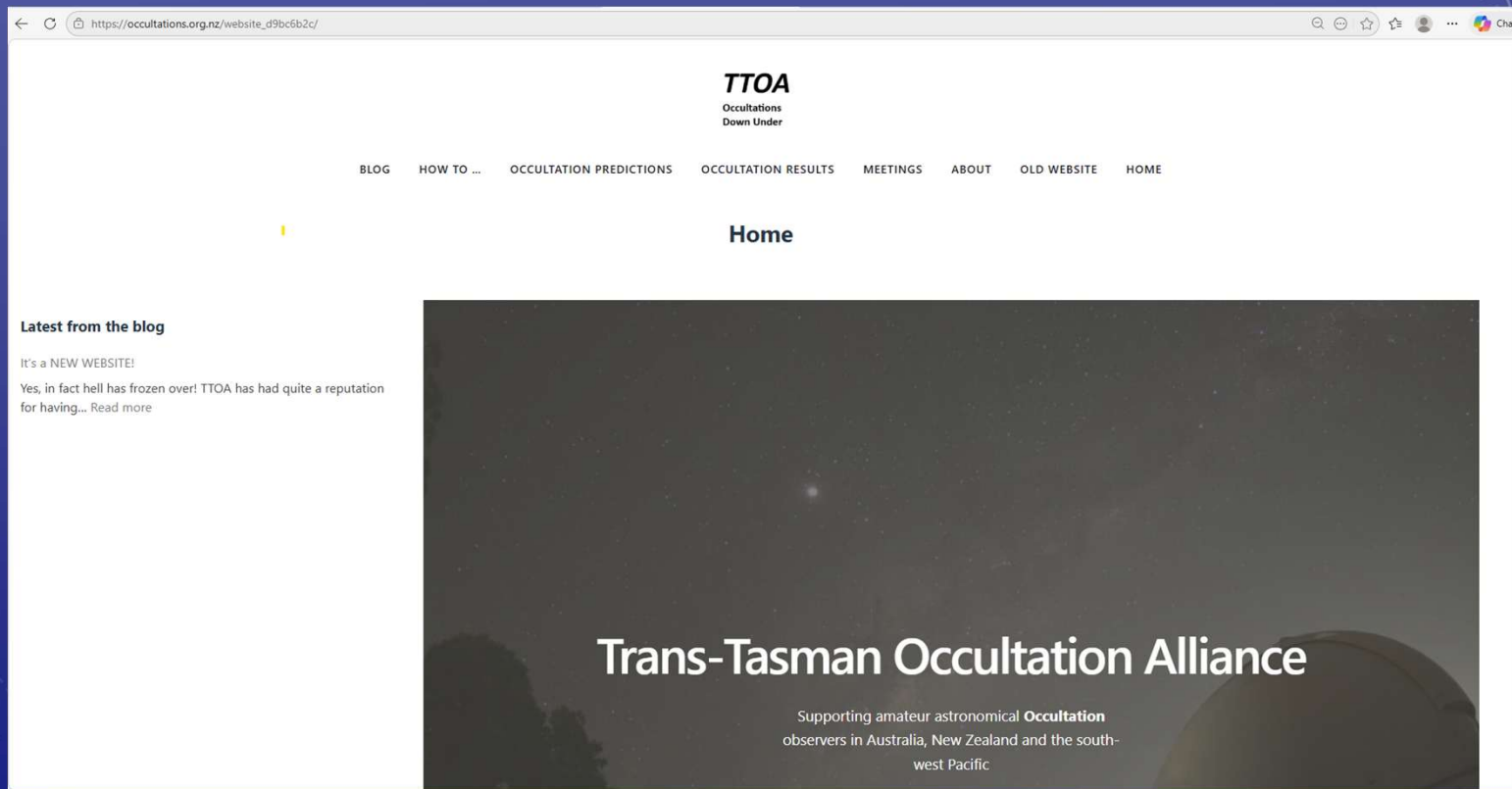
- Periodically (typically every couple of weeks), Dave Gault processes observations to produce the record that is then included in the Occult archive.
- Any issues with the observation (beyond what I might raise), Dave will write you an email and follow up. Similarly, if you raised questions that he is best positioned to answer.
- Contentious cases are often discussed – e.g. light curves with very short (1 or 2 frames) and/or very noisy signals may be discussed. A marginal observation still has some value – will be retained in the archive but flagged as not as robust an observation as others and may be useful for fewer subsequent analyses.
- Dave Herald manages that archive across all regions of the world. Dave Gault sends ‘packages’ of observations to Dave Herald – usually as groups of 20 within a month... which says a lot about how many observations we get these days.
- Dave Herald sometimes gives some feedback on Dave Gault’s interpretation of the result – may make it back to the observer if of any significance.

MEMBERSHIP MATTERS

- Financial membership doesn't mean so much when we no longer post out bits of paper. Nothing is kept separate for people who contribute.
- Instead, people are encouraged to make a contribution to support TTOA's activities
 - Costs are primarily support for JOA and website.
- Thanks to John Homes for stepping in to help with admin side.

TTOA WEBSITE – TIME FOR A SOFT LAUNCH!

- It's out there ... sort of.



TTOA WEBSITE

- Intending to maintain the old site with historical observation data etc. but build the new site from here on ...
- Only limited material will move to the new site
 - Blog pages on front/home page ... intended to be a place to highlight interesting results and news with a bit more analysis than the current results page.
 - Observation results
 - “How to” pages and an expansion to include embedded video
- Challenges I could use some help with ...
 - How to present predictions – probably not going to now. With improved familiarity with OccultWatcher Cloud, that should be taken care of. Website will be mostly guidance on how to use these online resources

TTOA LOGO

- I didn't get any suggestions ...
- Here's my 15 minutes with AI effort.



TTSO21

- On the current pattern, this will be in conjunction with the RASNZ Conference in May 2027 at ????, NZ.
- It can be a struggle to gather material each year (but wasn't this year!)– please consider what you can offer. Remote presentation is fine if you are not sure/won't be travelling to New Zealand. Keen to hear of potential speakers from outside the Au/NZ region who can handle the time zone difference.

The background is a solid dark blue. On the left side, there are several white circular and semi-circular patterns. One prominent feature is a large circular scale with tick marks and numbers ranging from 140 to 260. Other elements include smaller circles, some with arrows indicating direction, and dashed lines connecting various points. The overall aesthetic is technical and modern.

QUESTIONS?